

Coupons.....	2
Essential fields at a glance:	3
Fixed Product (Fixed Amount) Discount.....	4
Product Percentage (%) Discount	5
Fixed Cart (%) Discount.....	6
Show Coupon on StoreFront.....	7
Free Shipping Requirements.....	10
3. A Minimum Amount.....	16
4. A Minimum Order Amount OR a Coupon	18

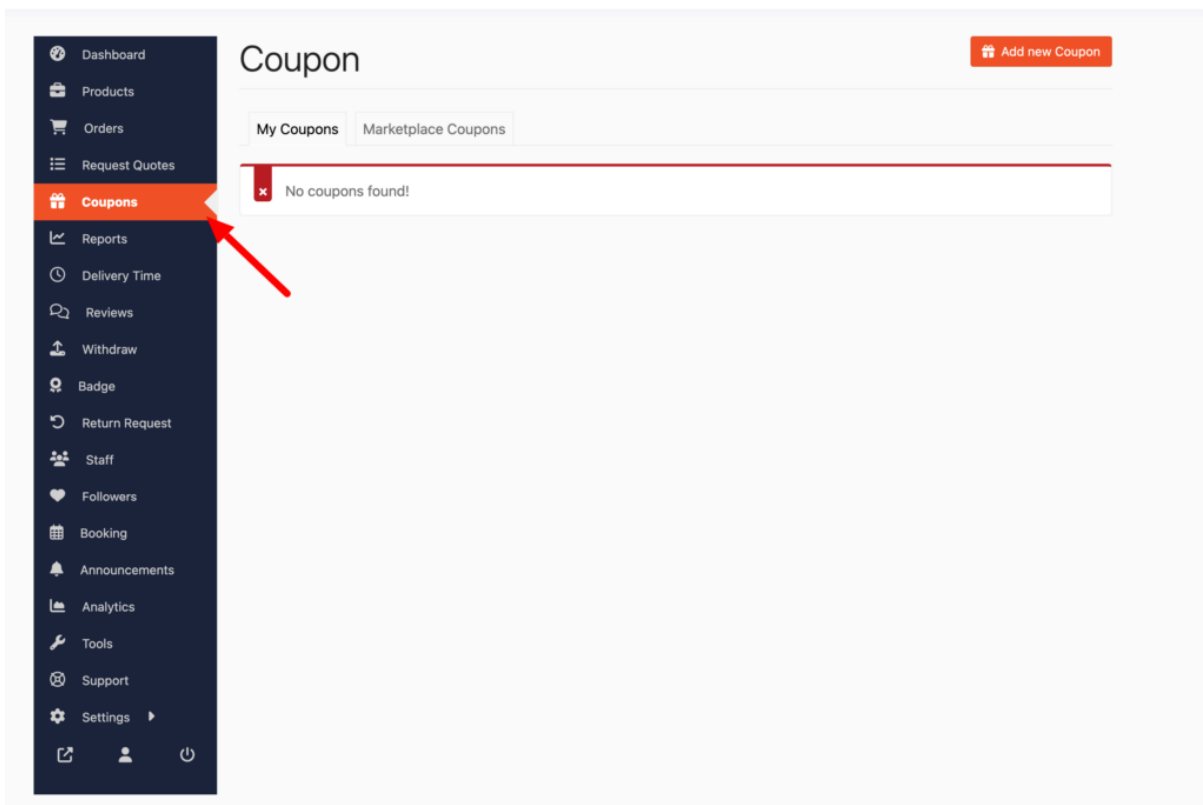
Coupons

Using Dokan coupons could be a great way to attract new customers for any particular occasion on your online shop. Suppose, you want to give our customers an offer or discount, so Dokan coupon feature will easily help you to create coupons within your online shop.

So in this documentation, you'll learn how to create & manage coupons easily.

How to Create Coupons

To create a new coupon for your store, navigate to **Vendor Dashboard->Coupons**. Then click on **Add New Coupon**.



Next, fill the fields with all the details and then **Add New Coupon**.

The screenshot shows a 'Coupon' creation form with the following fields and values:

- Coupon Title ***: New Coupon
- Description**: Opening Offer
- Discount Type**: Fixed product discount
- Amount ***: 5
- Email Restrictions**: Now
- Usage Limit**: 100
- Usage limit per user**: 10
- Expire Date**: 2021-08-27
- Exclude Sale Items**: Check this box if the coupon should not apply to items on sale. Per-item coupons will only work if the item is not on sale. Per-cart coupons will only work if there are no sale items in the cart.
- Minimum Amount**: 50
- Product ***: x Golden Subscription (#236), x Premium Subscription (#237)
- Apply for New Products**: Check this box if you want to automatically apply for new products.
- Exclude products**: x WordPress Pennant (wp-pennant)
- Show on store**: Check this box if you want to show this coupon in store page.

A 'Create Coupon' button is located at the bottom of the form.

Essential fields at a glance:

- **Coupon Title:** Add the name you want to give your coupon.
- **Description:** In this field, you can add what the coupon is about.
- **Discount Type:** This drop-down lets vendors select between a percentage and a **fixed amount** for your discount.
- **Amount:** Add the discount amount (percentage/fixed) here.
- **Email Restrictions:** Choose to limit the coupon to certain emails if you like. If you insert an email then only customers with that email would be able to use the coupon.
- **Usage Limit:** Add the number here if you want to restrict coupon usage to a certain amount.
- **Expire Date:** If you would like for the coupon to remain usable only up to a certain time, select the expiry date from here.

- Exclude Sale Items: Vendors can select this checkbox if they want to opt-out sale items from the coupon offer.
- **Minimum Amount:** Select the minimum amount an order should be for a customer to apply for the coupon.
- **Product:** Vendors can select one, multiple, or all products they are selling at their respective stores.
- **Apply for New Products:** if you check this box then when a customer applies this coupon for a new product then the customer will get discount according to that coupon.
- **Exclude products:** Vendors can also exclude the coupon from applying to a particular product or multiple products.
- **Show on store:** Select this checkbox to display the coupon code on your storefront.

Fixed Product (Fixed Amount) Discount

Fixed Amount Discount coupon means when a customer uses the coupon they will get a fixed amount discount mentioned on the coupon. The customer receives a set amount of discount per item. Whatever the total order amount is they will get the same amount discount.

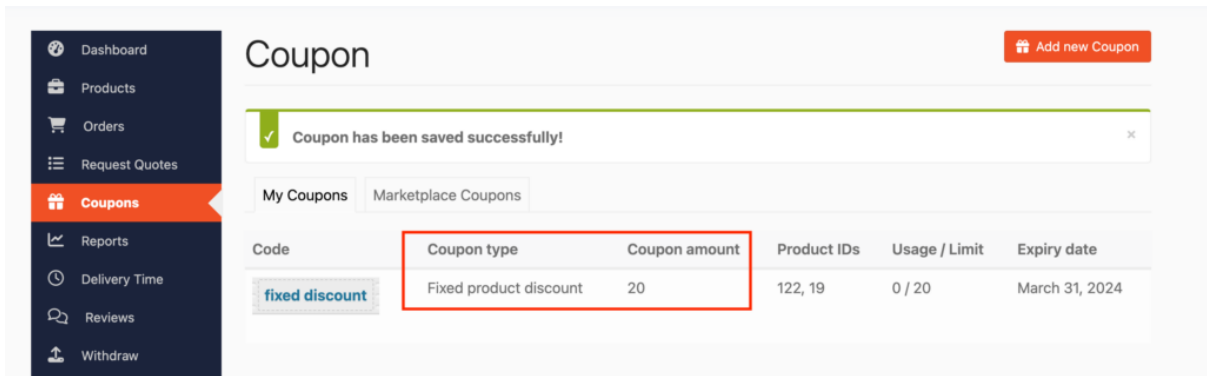
For example: 3 t-shirts of \$20 each with a coupon for \$10 off applies a discount of \$30.

The screenshot shows a 'Coupon' creation form with the following fields and options:

- Coupon Title ***: Text input field with 'Title' as a placeholder.
- Description**: Text input field.
- Discount Type**: A dropdown menu with the following options:
 - Percentage discount (checked)
 - Fixed cart discount
 - Fixed product discount (highlighted with a red box)
 - Booking Person Discount (Amount Off Per Person)
- Amount ***: Text input field.
- Email Restrictions**: Text input field with 'Email restrictions' as a placeholder.
- Usage Limit**: Text input field with 'Usage Limit' as a placeholder.
- Usage limit per user**: Text input field with 'Usage limit per user' as a placeholder.
- Expire Date**: Text input field with 'Expire Date' as a placeholder.

To use this option, select **Product Discount** from **Discount Type** drop-down.

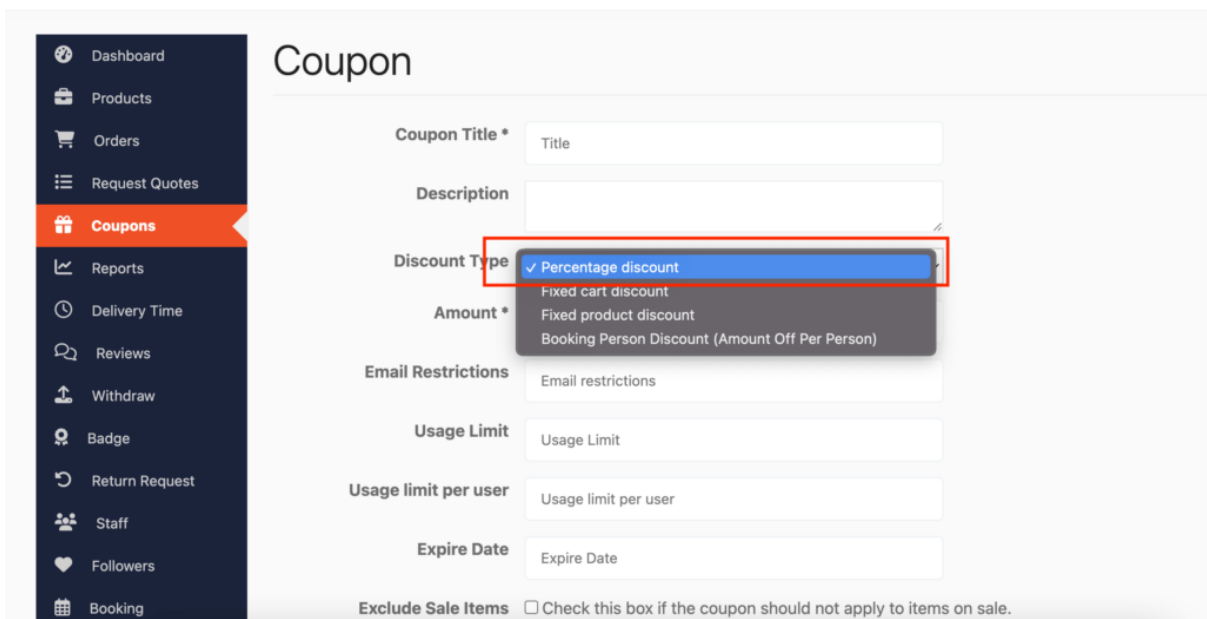
This will also show when you view all your coupons from the Vendor Dashboard as **Fixed Amount** under **Coupon Type**.



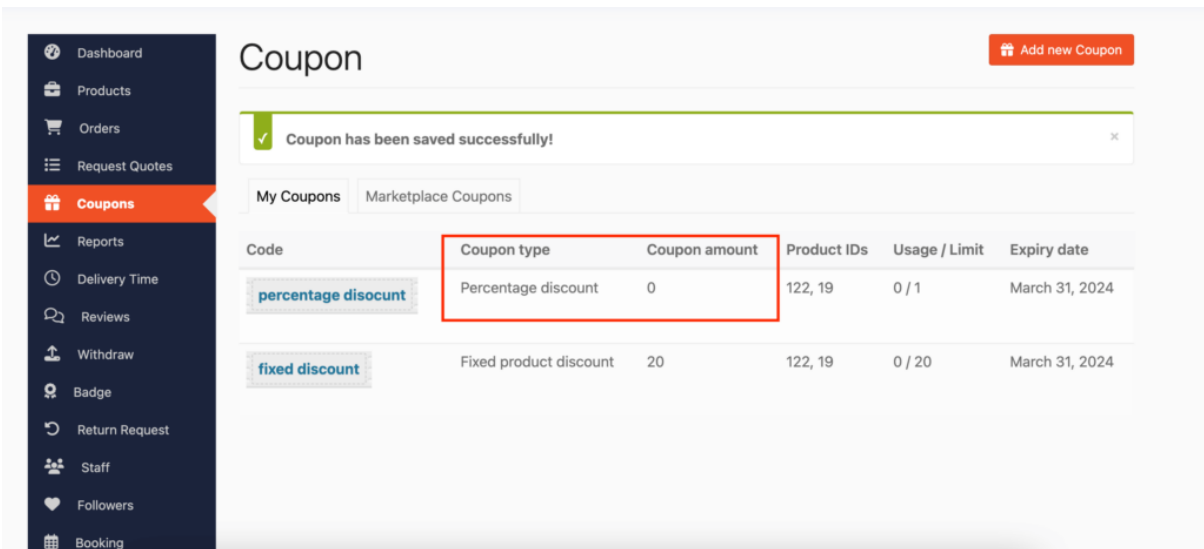
Product Percentage (%) Discount

Product Percentage Discount means when a customer uses the coupon in his/her order then s/he will get a discount depending on his order total amount. He/she will get a discount of the percentage mentioned on the coupon of their total order.

To use this option, select **Product % Discount** from **Discount Type** drop-down.



This will also show when you view all your coupons together from the Vendor Dashboard as **Percent** under **Coupon Type**.



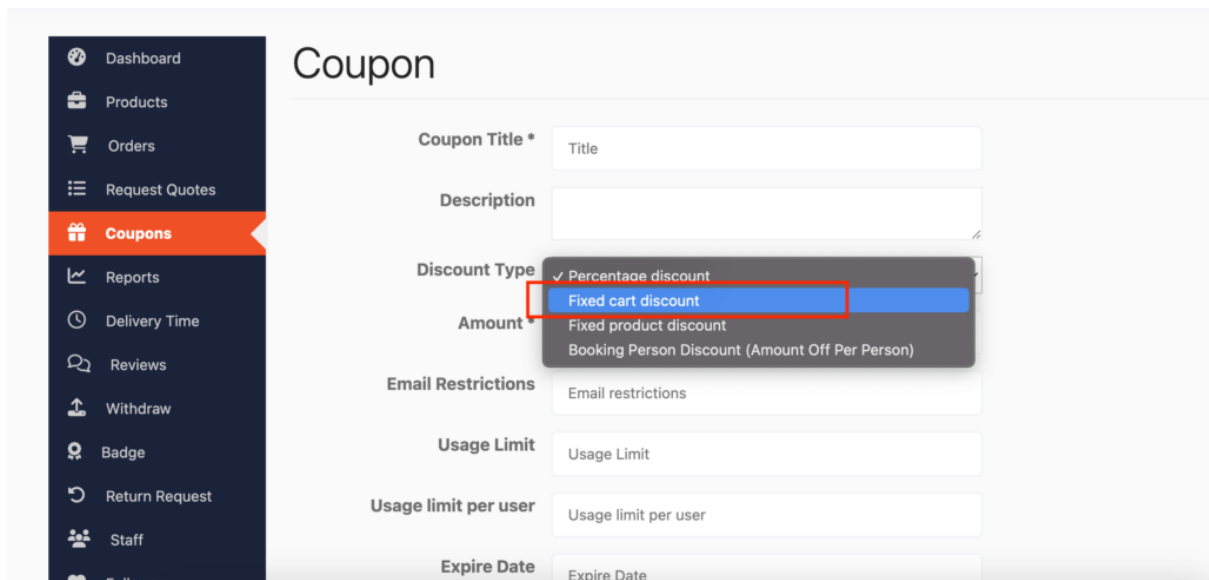
Fixed Cart (%) Discount

In the fixed cart discount, customers will get a fixed total discount for the entire cart. Let's say if anyone purchases products and the cart contains two (2) t-shirts at \$30 each = \$60, a coupon for \$10 off gives a discount of \$10 for the entire amount.

Note: This will work if the single seller mode is enabled.

So let's see how to add fixed cart discount on an online shop:-

Select the **Fixed Cart Discount** from the drop-down menu.



This will also show when you view all your coupons together from the Vendor Dashboard as **Percent** under **Coupon Type**.

The screenshot shows a dashboard titled "Coupon" with a sidebar on the left containing navigation items: Dashboard, Products, Orders, Request Quotes, Coupons (highlighted), Reports, Delivery Time, Reviews, Withdraw, Badge, Return Request, and Staff. A top right button says "Add new Coupon". A success message at the top reads "Coupon has been saved successfully!". Below this are tabs for "My Coupons" and "Marketplace Coupons". A table lists coupons with columns: Code, Coupon type, Coupon amount, Product IDs, Usage / Limit, and Expiry date.

Code	Coupon type	Coupon amount	Product IDs	Usage / Limit	Expiry date
fixed cart	Fixed cart discount	300	122, 19	0 / 400	March 31, 2024
percentage discount	Percentage discount	0	122, 19	0 / 1	March 31, 2024
fixed discount	Fixed product discount	20	122, 19	0 / 20	March 31, 2024

Show Coupon on StoreFront

You can show the coupon on store front by checking the last option on add coupon page.

The screenshot shows the "Add new Coupon" form with the following fields and options:

- Usage Limit:** 400
- Usage limit per user:** 1
- Expire Date:** 2024-03-31
- Exclude Sale Items:** Check this box if the coupon should not apply to items on sale. Per-item coupons will only work if the item is not on sale. Per-cart coupons will only work if there are no sale items in the cart.
- Minimum Amount:** 20
- Product *:** with "Select all" and "Clear" buttons.
- Apply for New Products:** Check this box if you want to automatically apply this coupon for new products.
- Exclude products:**
- Show on store:** Check this box if you want to show this coupon in store page. (This row is highlighted with a red box in the image)

A "Create Coupon" button is located at the bottom of the form.

This is how the coupon will display from your store frontend:

The screenshot displays a vendor profile for 'revolution'. On the left, there are sections for 'Store Category' (Clothing, Music, Posters), 'Store Location' (a map of Los Angeles), and 'Contact Vendor' (Nathan Greek, nathan@gmail.com). The main profile area shows the store name 'revolution', address 'Dover Building, 158 Concord Rd, Billerica, MA 01821, USA', and 'No ratings found yet!'. A coupon code 'New Coupon' for a 5% discount is highlighted with a green box. Below the coupon are four product listings: 'Woo Single #1' (£3.00), 'Woo Album #1' (£9.00), 'Woo Ninja' (£15.00), and 'Woo Logo' (Sale! £29.00 to £18.00).

<https://www.youtube.com/watch?v=TQq8gsoc3P4>

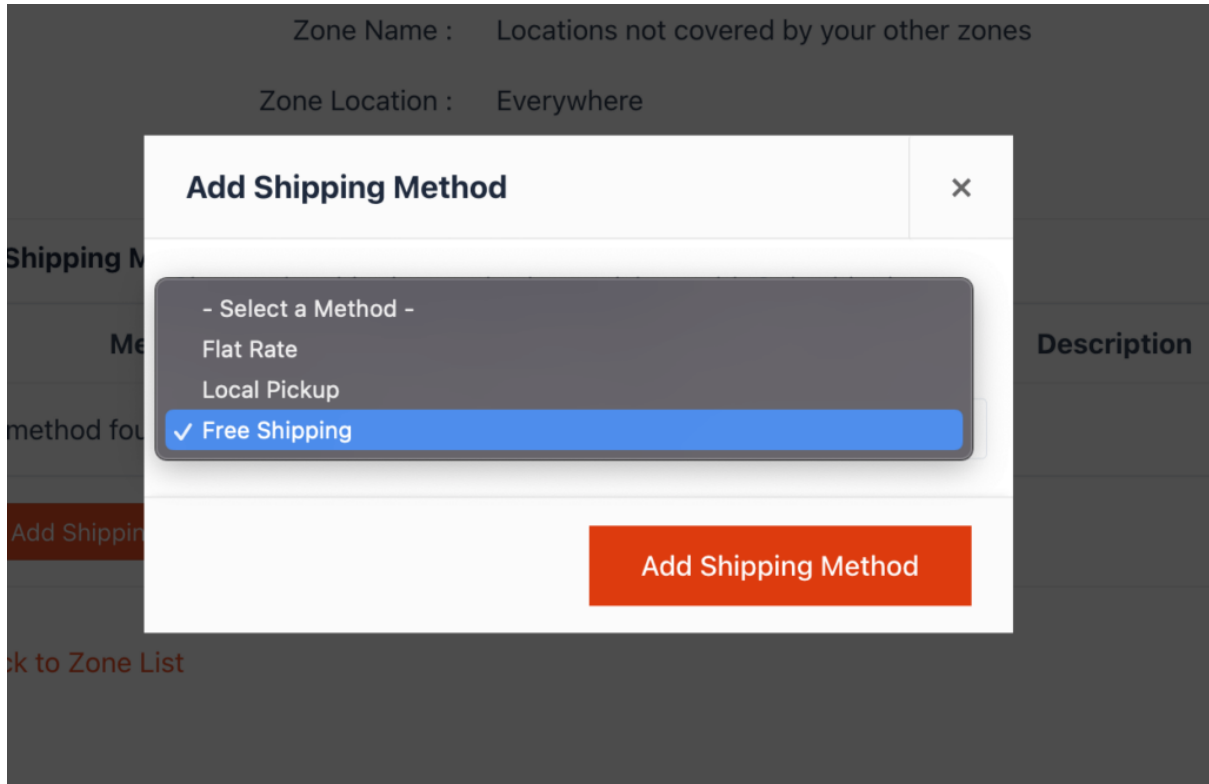
Free Shipping Coupon

Free shipping method that allows you to add a “free shipping” option for customer orders if they either meet certain criteria (e.g. a minimum order spend amount) or if you want to offer free shipping to all customers within a certain geographical area.

Here is how you can create a free shipping-

1. Go to **Vendor Dashboard > Shipping > Shipping zones**.
2. Click the **Edit** button on the shipping zone you want to offer this method.

3. Inside the shipping zone, click the **Add shipping method** button.
4. Then, select the shipping method and click the **Continue** button.
5. Enter a **Name** that displays to customers in the cart and checkout pages.



Select the requirement that users must meet to receive free shipping from the “**Free Shipping Requires**” dropdown:

- **No requirement** – Offer Free Shipping to all customers in that shipping zone.
- **A valid free shipping coupon** – Free Shipping is available if the customer uses a coupon that offers free shipping
- **A minimum order amount** – Free Shipping is available if the customer spends a minimum amount. Set this amount in the **Minimum Order Amount** field, which will appear if you choose this option.
- **A minimum order amount OR a coupon** – Free shipping is available if the customer spends a minimum amount *or* the customer uses a coupon that offers free shipping.
- **A minimum order amount AND a coupon** – Free shipping is available only if the customer spends a minimum amount *and* the customer uses a coupon that offers free shipping.

Free Shipping Requirements

Free Shipping - Minimum Order Amounts: If you select one of the **minimum order** amount options, a checkbox will appear: **Apply minimum order rule before coupon discount.**

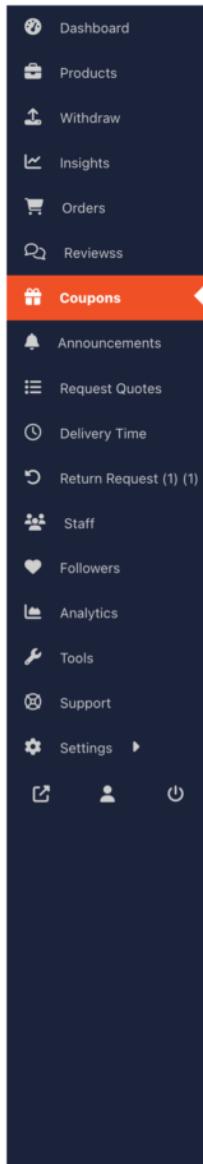
- **Box is *unchecked*:** If an order meets the “minimum order amount” for free shipping by using the order amount after applying a coupon discount (if an order is \$40 and a customer applies a \$20 coupon, the order amount of \$20 is used to check eligibility for free shipping).
- **Box is *checked*:** the order amount **before** a coupon discount will be used to determine if the minimum order amount for free shipping is met (if an order is \$30 and the customer applies a \$10 coupon, the undiscounted order amount of \$30 is used to determine if the order is eligible for free shipping).

How to Create Free Shipping Coupon from Vendor Dashboard

In order to create the free shipping coupon, go to **Vendor dashboard-> Coupons-> Add New Coupon.**

While creating the coupon, don't forget to check the “**Allow free shipping**” option.

Dashboard



Coupon

Coupon Title *

Description

Discount Type

Amount *

Email Restrictions

Usage Limit

Usage limit per user

Expire Date

Exclude Sale Items Check this box if the coupon should not apply to items on sale.
Per-item coupons will only work if the item is not on sale. Per-cart coupons will only work if there are no sale items in the cart.

Minimum Amount

Product

Categories

Apply for New Products Check this box if you want to automatically apply this coupon for new products.

Exclude products

Categories Exclude

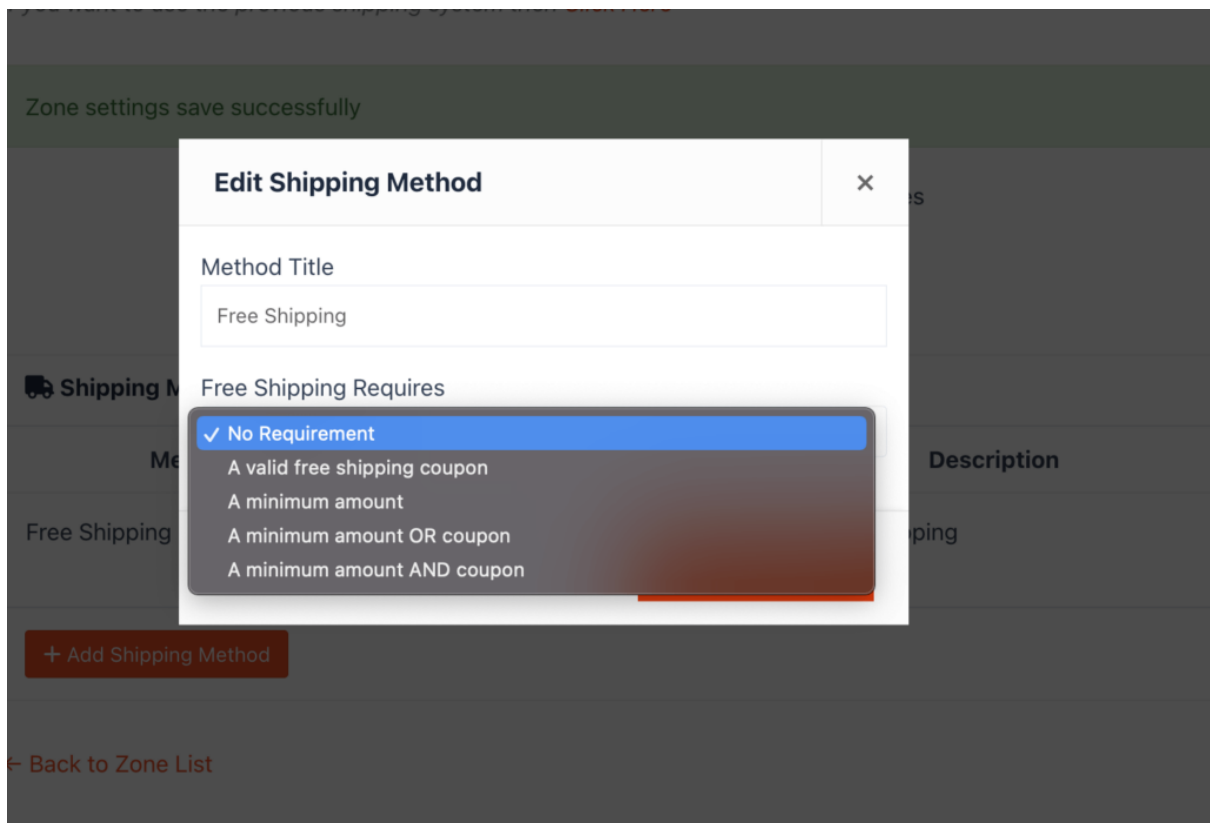
Show on store Check this box if you want to show this coupon in store page.

Allow free shipping Check this box if the coupon grants free shipping. A free shipping method must be enabled in your shipping zone and be set to require "a valid free shipping coupon".

Now lets see how the coupons will be applied.





1. No Requirements for Free Shipping

From the Vendor dashboard-> [Vendor Shipping](#)-> Free Shipping method, select the No Requirements option.



That means, customer will get free shipping without fulfilling any requirements.

Cart

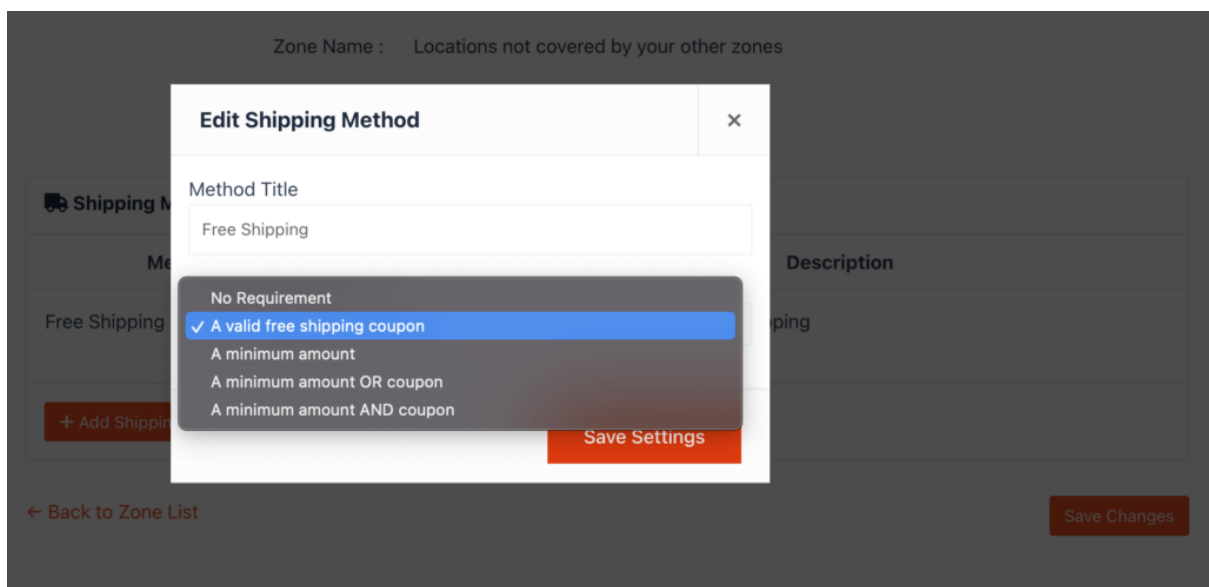
	Product	Price	Quantity	Subtotal
	 Brass Vendor: Puno Prints	\$18.00	<input type="text" value="1"/>	\$18.00
	 Engraved Jewelry Box - Blue Vendor: WoodCrafters	\$18.00	<input type="text" value="1"/>	\$18.00

Coupon code

Cart totals	
Subtotal	\$36.00
Shipping: Puno Prints	Free Shipping Shipping to Dhaka, Dhaka, 1216, Bangladesh. Brass x1 Change address
Shipping: WoodCrafters	Free Shipping Shipping to Dhaka, Dhaka, 1216, Bangladesh. Engraved Jewelry Box - Blue x1
Tax (estimated for Bangladesh)	\$1.80
Total	\$37.80

2. A Valid Free Shipping Coupon

You need to choose the **A valid free shipping coupon** option from the dropdown box,







From the screenshot below, you can see that Woodcrafters has free shipping as it has no requirements settings. But as we have chosen, **A valid free shipping coupon** option for **Puno Prints**, there is no free shipping option available in the cart-

Cart totals	
Subtotal	\$36.00
Shipping: Puno Prints (Only \$0.00 away from Free Shipping)	Enter your address to view shipping options. Brass x1 Calculate shipping
Shipping: WoodCrafters	Free Shipping Shipping to Dhaka, Dhaka, 1216, Bangladesh. Engraved Jewelry Box - Blue x1
Tax (estimated for Bangladesh)	\$1.80
Total	\$37.80
Proceed to checkout	

You need to apply the coupon (in this case, Coupon 3) to enable free shipping for **Puno Prints**.

Cart

✓ Coupon code applied successfully.

	Product	Price	Quantity	Subtotal
	 Brass Vendor: Puno Prints	\$18.00	<input type="text" value="1"/>	\$18.00
	 Engraved Jewelry Box - Blue Vendor: WoodCrafters	\$18.00	<input type="text" value="1"/>	\$18.00

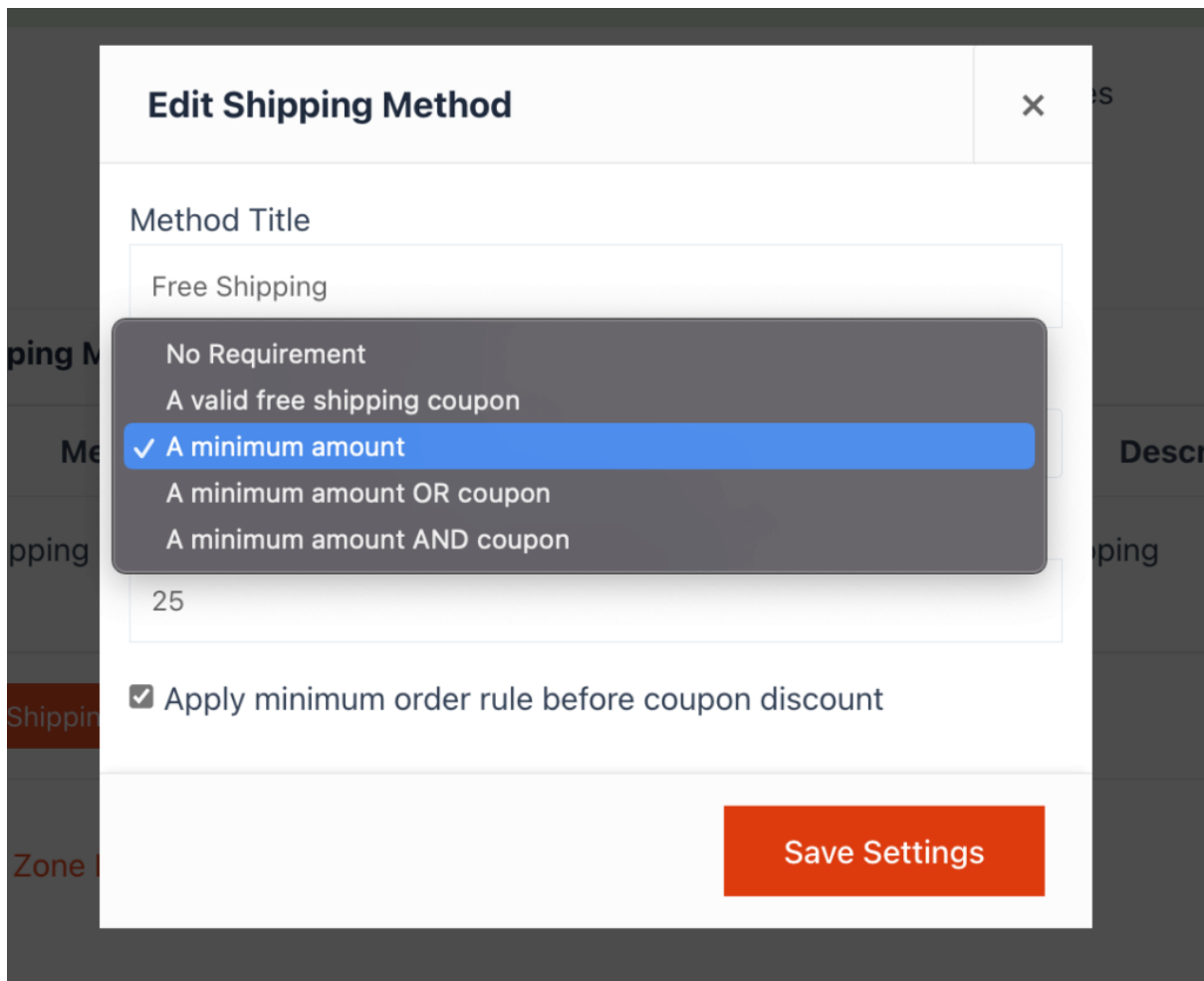
coupon 3

Cart totals

Subtotal	\$36.00
Coupon: coupon 3	-\$5.40 [Remove]
Shipping: Puno Prints	Free Shipping Shipping to Dhaka, Dhaka, 1216, Bangladesh. Brass x1 Change address
Shipping: WoodCrafters	Free Shipping Shipping to Dhaka, Dhaka, 1216, Bangladesh. Engraved Jewelry Box - Blue x1
Tax (estimated for Bangladesh)	\$1.53
Total	\$32.13





3. A Minimum Amount

If you chose the “**A minimum order amount**” option from the dropdown menu-



Then, the coupon will be applied when the minimum amount is fulfilled. In this case, customers needs to at least order a product worth \$25 in order to get free shipping from **Puno Prints**-

Cart





	Product	Price	Quantity	Subtotal
	 Brass Vendor: Puno Prints	\$18.00	<input type="text" value="1"/>	\$18.00
	 Engraved Jewelry Box - Blue Vendor: WoodCrafters	\$18.00	<input type="text" value="1"/>	\$18.00

Coupon code [Apply coupon](#) [Update cart](#)

Cart totals

Subtotal	\$36.00
Coupon: coupon 3	-\$5.40 [Remove]
Shipping: Puno Prints (Only \$7.00 away from Free Shipping)	Enter your address to view shipping options. Brass x1 Calculate shipping
Shipping: WoodCrafters	Free Shipping Shipping to Dhaka, Dhaka, 1216, Bangladesh.

There are only \$18 worth of products from Puno Prints. If we update that to \$36, the coupon will be applied-

	Product	Price	Quantity	Subtotal
	 Brass Vendor: Puno Prints	\$18.00	<input type="text" value="2"/>	\$36.00
	 Engraved Jewelry Box - Blue Vendor: WoodCrafters	\$18.00	<input type="text" value="1"/>	\$18.00

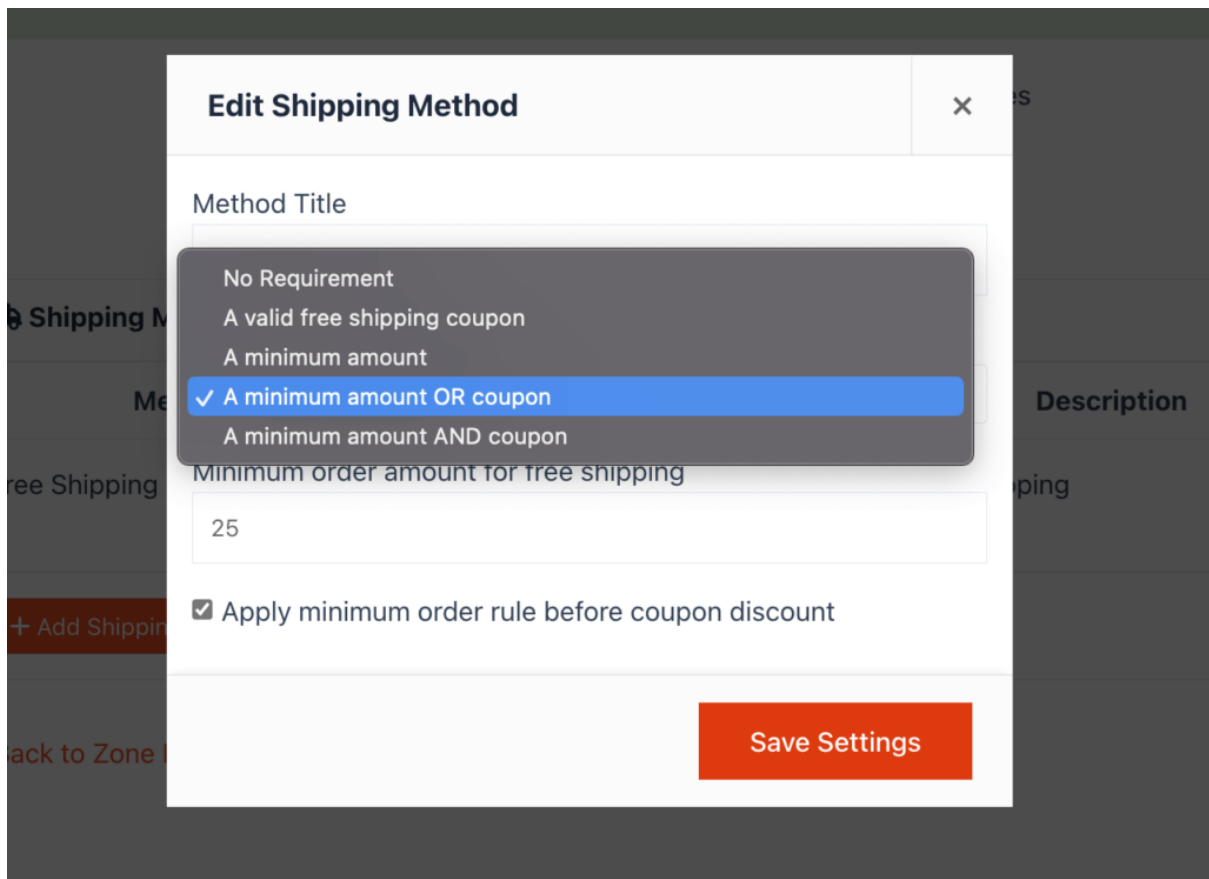
Coupon code [Apply coupon](#) [Update cart](#)

Cart totals

Subtotal	\$54.00
Coupon: coupon 3	-\$10.80 [Remove]
Shipping: Puno Prints	Free Shipping Shipping to Dhaka, Dhaka, 1216, Bangladesh. Brass x2 Change address
Shipping: WoodCrafters	Free Shipping Shipping to Dhaka, Dhaka, 1216, Bangladesh.

4. A Minimum Order Amount OR a Coupon

Choose the **"A minimum order amount OR a coupon"** from the dropdown menu-







The screenshot shows a dialog box titled "Edit Shipping Method" with a close button (X) in the top right corner. The dialog contains the following elements:

- A "Method Title" label above a text input field.
- A dropdown menu with the following options:
 - No Requirement
 - A valid free shipping coupon
 - A minimum amount
 - A minimum amount OR coupon** (highlighted with a blue bar and a checkmark)
 - A minimum amount AND coupon
 - Minimum order amount for free shipping
- A text input field containing the value "25".
- A checkbox labeled "Apply minimum order rule before coupon discount" which is checked.
- A red "Save Settings" button at the bottom right.

For this, the customer needs to spend the minimum amount or use a free shipping coupon-

Cart

	Product	Price	Quantity	Subtotal
	 Brass Vendor: Puno Prints	\$18.00	<input type="text" value="1"/>	\$18.00
	 Engraved Jewelry Box - Blue Vendor: WoodCrafters	\$18.00	<input type="text" value="1"/>	\$18.00
<input type="text" value="Coupon code"/>	<input type="button" value="Apply coupon"/>			<input type="button" value="Update cart"/>

Cart totals	
Subtotal	\$36.00
Coupon: coupon 3	-\$5.40 [Remove]
Shipping: Puno Prints	Free Shipping Shipping to Dhaka, Dhaka, 1216, Bangladesh.
	Brass x1 Change address
Shipping: WoodCrafters	Free Shipping Shipping to Dhaka, Dhaka, 1216, Bangladesh.

5. A Minimum Order Amount AND a Coupon

Choose the **“A minimum order amount AND a coupon”** option from the dropdown box-

Edit Shipping Method ×

Method Title

- No Requirement
- A valid free shipping coupon
- A minimum amount
- A minimum amount OR coupon
- A minimum amount AND coupon

Minimum order amount for free shipping



Apply minimum order rule before coupon discount

Save Settings

Customers need to apply the coupon after spending the minimum amount-

Cart

✓ Coupon code applied successfully.

	Product	Price	Quantity	Subtotal
⊗	 Engraved Jewelry Box - Blue Vendor: WoodCrafters	\$18.00	1	\$18.00
⊗	 Brass Vendor: Puno Prints	\$18.00	2	\$36.00

coupon 3

Cart totals	
Subtotal	\$54.00
Coupon: coupon 3	-\$10.80 [Remove]
Shipping: WoodCrafters	Free Shipping by WoodCrafter Shipping to Dhaka, Dhaka, 1216, Bangladesh. Engraved Jewelry Box - Blue x1 Change address
Shipping: Puno Prints	Free Shipping Shipping to Dhaka, Dhaka, 1216, Bangladesh. Brass x2
Tax (estimated for Bangladesh)	\$2.16
Total	\$45.36

This is how the free shipping coupon works.

Note: If the admin creates a coupon with a free shipping option, then the admin's free shipping will be available in the cart as well.

Add New

Activity Finish setup

Screen Options Help

Add new coupon

Sorry, REHub Framework plugin works only with REHub themes. Please, deactivate Rehub Framework plugin or activate REHub theme [here](#)

Admin Coupon

Generate coupon code

Description (optional)

Coupon data

General

Discount type: Percentage discount

Vendor limits

Coupon amount: 10

Usage restriction

Usage limits

Allow free shipping Check this box if the coupon grants free shipping. A [free shipping method](#) must be enabled in your shipping zone and be set to require "a valid free shipping coupon" (see the "Free Shipping Requires" setting).

Coupon expiry date: YYYY-MM-DD

Publish

Status: Draft [Edit](#)

Visibility: Public [Edit](#)

Publish immediately [Edit](#)

[Move to Trash](#) [Publish](#)

For example, if the admin creates a free shipping with a minimum order amount option,

Free shipping Settings

Title: Free shipping by Admin

Free shipping requires...: A minimum order amount

Minimum order amount: 17



Coupons discounts: Apply minimum order rule before coupon discount

[Save changes](#)

Then, it will show up in the cart-

Cart

Cart updated.

	Product	Price	Quantity	Subtotal
<input type="checkbox"/>	 Engraved Jewelry Box - Blue Vendor: WoodCrafters	\$18.00	<input type="text" value="1"/>	\$18.00
<input type="checkbox"/>	 Brass Vendor: Puno Prints	\$18.00	<input type="text" value="1"/>	\$18.00

Coupon code

Cart totals	
Subtotal	\$36.00
Coupon: coupon 3	-\$5.40 [Remove]
Shipping: WoodCrafters	<input checked="" type="radio"/> Free shipping by Admin <input type="radio"/> Free Shipping by WoodCrafter Shipping to Dhaka, Dhaka, 1216, Bangladesh. Engraved Jewelry Box - Blue x1 Change address
Shipping: Puno Prints (Only \$7.00 away from Free Shipping)	<input type="radio"/> Free shipping by Admin Shipping to Dhaka, Dhaka, 1216, Bangladesh. Brass x1
Tax (estimated for Bangladesh)	\$1.53
Total	\$32.13
<input type="button" value="Proceed to checkout"/>	

The admin needs to disable the free shipping method so that it doesn't show up